



**TUBO DE POLIETILENO P A D - 3 4 0 8**

mm	Pulg.	Diam. Ext.	CLAVE
13	1/2"	21.3	VL102013000213
19	3/4"	26.7	VL102019000267
25	1"	33.4	VL102025000334
32	1 1/4"	42.2	VL102032000422
38	1 1/2"	48.3	VL102038000483
50	2"	60.3	VL102050000603
60	2 1/2"	73	VL102060000730
75	3"	88.9	VL102075000889
100	4"	114.3	VL102100001143
150	6"	168.3	VL102150001683
200	8"	219.1	VL102200002191
250	10"	273	VL102250002730
300	12"	323.8	VL102300003238
350	14"	355.6	VL102350003556
400	16"	406.4	VL102400004064
450	18"	457.2	VL102450004572
500	20"	508	VL102500005080
550	22"	558.8	VL102550005588
600	24"	609.6	VL102600006096

**POLITUBO RD-9**

mm	Pulg.	Kg/cm2	CLAVE
13	1/2"	11.2	VL101009013000
19	3/4"	11.2	VL101009019000
25	1"	11.2	VL101009025000
38	1 1/2"	11.2	VL101009038000
50	2"	11.2	VL101009050000

**CODO A TOPE POLIETILENO 2 2 °**

mm	Pulg.	CLAVE
32	1 1/4"	VL220022032000
38	1 1/2"	VL220022038000
50	2"	VL220022050000
60	2 1/2"	VL220022060000
75	3"	VL220022075000
100	4"	VL220022100000
150	6"	VL220022150000
200	8"	VL220022200000
250	10"	VL220022250000
300	12"	VL220022300000




**CODO A TOPE POLIETILENO 4 5 °**

mm	Pulg.	CLAVE
32	1 1/4"	VL220045032000
38	1 1/2"	VL220045038000
50	2"	VL220045050000
60	2 1/2"	VL220045060000
75	3"	VL220045075000
100	4"	VL220045100000
150	6"	VL220045150000
200	8"	VL220045200000
250	10"	VL220045250000
300	12"	VL220045300000


**CODO A TOPE POLIETILENO 9 0 °**

mm	Pulg.	CLAVE
32	1 1/4"	VL220090032000
38	1 1/2"	VL220090038000
50	2"	VL220090050000
60	2 1/2"	VL220090060000
75	3"	VL220090075000
100	4"	VL220090100000
150	6"	VL220090150000
200	8"	VL220090200000
250	10"	VL220090250000
300	12"	VL220090300000



**TAPON A TOPE POLIETILENO**

mm	Pulg.	CLAVE
50	2"	VL245001050000
60	2 1/2"	VL245001060000
75	3"	VL245001075000
100	4"	VL245001100000
150	6"	VL245001150000
200	8"	VL245001200000
250	10"	VL245001250000
300	12"	VL245001300000


**CRUZ A TOPE POLIETILENO**

mm	Pulg.	CLAVE
38	1 1/2"	VL230001038000
50	2"	VL230001050000
60	2 1/2"	VL230001060000
75	3"	VL230001075000
100	4"	VL230001100000
150	6"	VL230001150000
200	8"	VL230001200000
250	10"	VL230001250000
300	12"	VL230001300000


**TEE REDUCIDA POLIETILENO**

mm	Pulg.	CLAVE
100-75	4" - 3"	VL230002100075
150-100	6" - 4"	VL230002150100
200-150	8" - 6"	VL230002200150
250-200	10" - 8"	VL230002250200
300-150	12" - 6"	VL230002300150


**REDUCCION CAMPANA PE A TOPE POLIETILENO**


mm	Pulg.	CLAVE
19-13	3/4" - 1/2"	VL240001019013
25-13	1" - 1/2"	VL240001025013
25-19	1" - 3/4"	VL240001025019
32-19	1 1/4" - 3/4"	VL240001032019
32-25	1 1/4" - 1"	VL240001032025
38-25	1 1/2" - 1"	VL240001038025
50-32	2" - 1 1/4"	VL240001050032
50-38	2" - 1 1/2"	VL240001050038
60-50	2 1/2" - 2"	VL240001060050
75-50	3" - 2"	VL240001075050
75-60	3" - 2 1/2"	VL240001075060


**TEE POLIETILENO**

mm	Pulg.	CLAVE
32	1 1/4"	VL260001032000
38	1 1/2"	VL260001038000
50	2"	VL260001050000
60	2 1/2"	VL260001060000
75	3"	VL260001075000
100	4"	VL260001100000
150	6"	VL260001150000
200	8"	VL260001200000
250	10"	VL260001250000
300	12"	VL260001300000


**YEE REDUCIDA POLIETILENO**

mm	Pulg.	CLAVE
100-75	4" - 3"	VL260002100075
150-50	6" - 2"	VL260002150050
150-100	6" - 4"	VL260002150100
250-200	10" - 8"	VL260002250200
300-250	12" - 10"	VL260002300250


**TEE POLIETILENO**

mm	Pulg.	CLAVE
25	1"	VL250001025000
32	1 1/4"	VL250001032000
38	1 1/2"	VL250001038000
50	2"	VL250001050000
60	2 1/2"	VL250001060000
75	3"	VL250001075000
100	4"	VL250001100000
150	6"	VL250001150000
200	8"	VL250001200000
250	10"	VL250001250000
300	12"	VL250001300000




STUB END POLIETILENO		
mm	Pulg.	CLAVE
25	1"	VL210001025000
32	1 1/4"	VL210001032000
38	1 1/2"	VL210001038000
50	2"	VL210001050000
60	2 1/2"	VL210001060000
75	3"	VL210001075000
100	4"	VL210001100000
150	6"	VL210001150000
200	8"	VL210001200000
250	10"	VL210001250000
300	12"	VL210001300000



SILETA REDUCIDA PE POLIETILENO		
mm	Pulg.	CLAVE
13	R - 1/2"	VL255001013000
19	R - 3/4"	VL255001019000
25	R - 1"	VL255001025000
32	R - 1 1/4"	VL255001032000
38	R - 1 1/2"	VL255001038000
50	R - 2"	VL255001050000
60	R - 2 1/2"	VL255001060000
75	R - 3"	VL255001075000



EQUIPO TERMOFUSION ROTHENBERGER DE 2 " - 2 4 "		
mm	Pulg.	CLAVE
50-600	2" - 24"	VL265001002024



CONTRA BRIDA A-C P/STUB END		
mm	Pulg.	CLAVE
19	3/4"	VL211001019000
25	1"	VL211001025000
32	1 1/4"	VL211001032000
38	1 1/2"	VL211001038000
50	2"	VL211001050000
60	2 1/2"	VL211001060000
75	3"	VL211001075000
100	4"	VL211001100000
150	6"	VL211001150000
200	8"	VL211001200000
250	10"	VL211001250000
300	12"	VL211001300000